

INTERSTATE 20



WALMART

GATEWAY BOULEVARD




YMCA

QUEST CHURCH

PARTNERSHIP DRIVE

100 - YEAR FLOODPLAIN

OVERHEAD POWER LINES

	HOSPITAL & ASSOCIATED USES (600,000 SF at Full Build-Out) REQ. PARKING - 300 SPACES
	MOB (75,000 SF. EACH) REQ. PARKING - 300 SPACES EACH
	MOB (50,000 SF. EACH) REQ. PARKING - 200 SPACES EACH
	HEALTH/RETAIL/PROFESSIONAL (60,000 SF.) REQ. PARKING - 300 SPACES
ESTIMATED PARKING - 1,700 SPACES	

MASTER PLAN

Catalyst Design Group