


# Technology Hiring Trends Report

For the Middle Tennessee Technology Job Sector

Fourth Quarter • 2011

A yellow banner with a black microphone on the left and three black lightning bolts in the background. The microphone is a vintage-style dynamic microphone on a stand. The lightning bolts are stylized and jagged.

 Nashville  
Technology Council

# Nashville is Hiring

TEXT "nashhire" to 90210 to get job updates and news from the NTC  
[www.technologycouncil.com](http://www.technologycouncil.com)

## EXECUTIVE SUMMARY

The following Report was created to provide insights into recruitment for Middle Tennessee's technology job sector, and shows the needs of a pivotal portion of our local and regional economy. The sources of data include information from public job postings on large job portals, specialty technology job sites, and local employer sites.

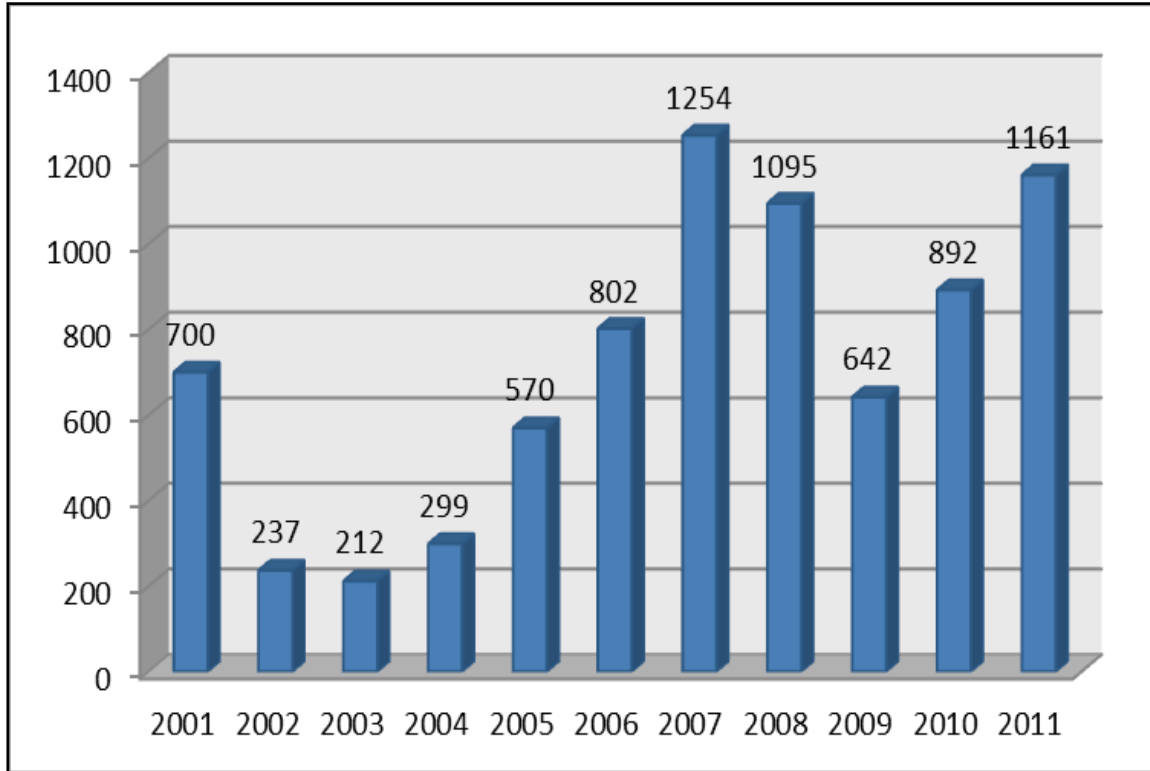
### Following are highlights for the fourth quarter of this year.

- 1,044 technology related positions were open in Middle Tennessee; up from the third quarter of 2011 (+12%) but down slightly (-2) from fourth quarter 2010
- Statewide open tech positions continued to be significant with 1,410 total open tech positions in the fourth quarter; down slightly (-2%) from the third quarter of 2011
- Memphis and Chattanooga saw a decline in the number of advertised tech sector positions while Knoxville experienced an increase (7%)
- Healthcare continues to lead all industry sectors for open tech positions with Zycron being the only non-healthcare specific company in the top five companies recruiting tech talent in Middle Tennessee
- The number of open developer positions increased significantly while the number of open analysts positions declined. Both remain the most sought after positions in Middle Tennessee and statewide
- .Net/C\* positions saw an overall increase among positions requiring a specific programming language, and is still the most prevalent language referenced in position titles
- JAVA and SQL skills requirements both saw significant increases both locally and statewide

### Following are highlights for the entire year of 2011.

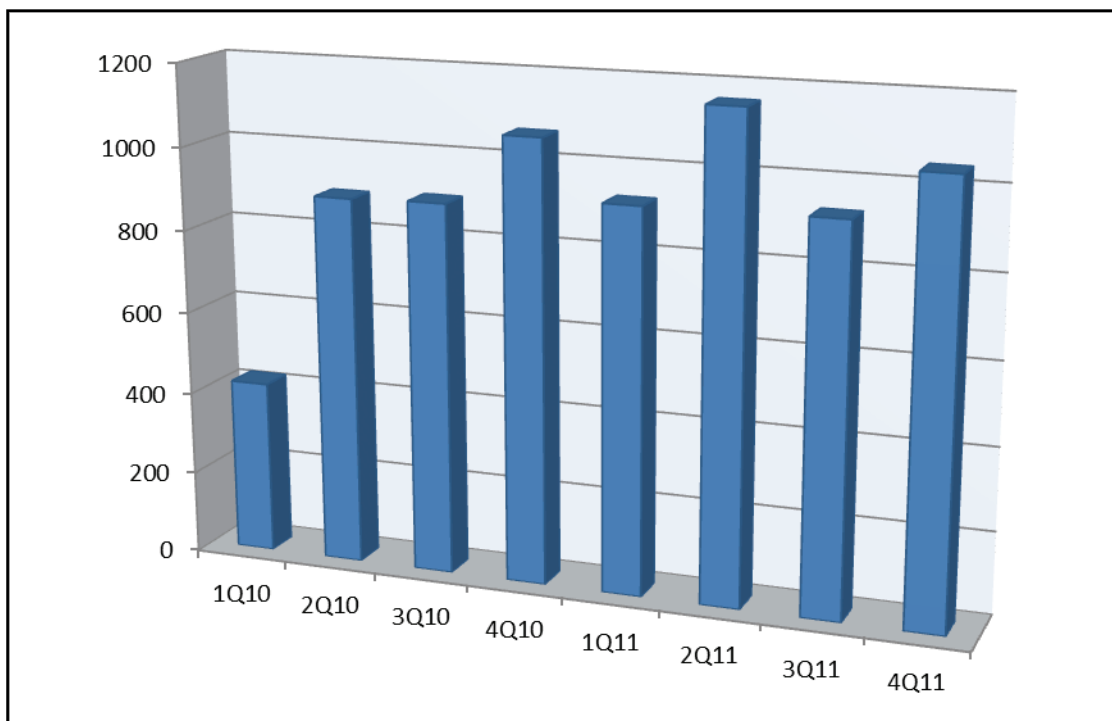
- The total number of positions advertised throughout the year increased in 2011 (+24%) over 2010
- The annual comparison number for 2011 (1,161) is the second highest in the last decade; only slightly lower than 2007 (1,254)
- The number of advertised positions in Middle Tennessee was higher the first three quarters of 2011 when compared to 2010; it was lower than 2010 for the fourth quarter of this year
- Middle Tennessee had the highest number of open technology positions advertised in 2011; with a factor of 5 to 1 over the Memphis area and almost 10 to 1 over the Knoxville and Chattanooga regions
- Healthcare led all industry sectors for the entire year for the number of open tech positions; only one non-health care company, Deloitte, made it into the top five advertisers of tech positions for 2011 (in total)
- Advertisements for developers were the highest in 2011 with analyst positions coming in a close second both for Middle Tennessee and Statewide
- Net/C\* positions continued to dominate the programming languages in demand for the year, both locally and statewide

## ADVERTISED POSITIONS IN MIDDLE TENNESSEE (ANNUAL)

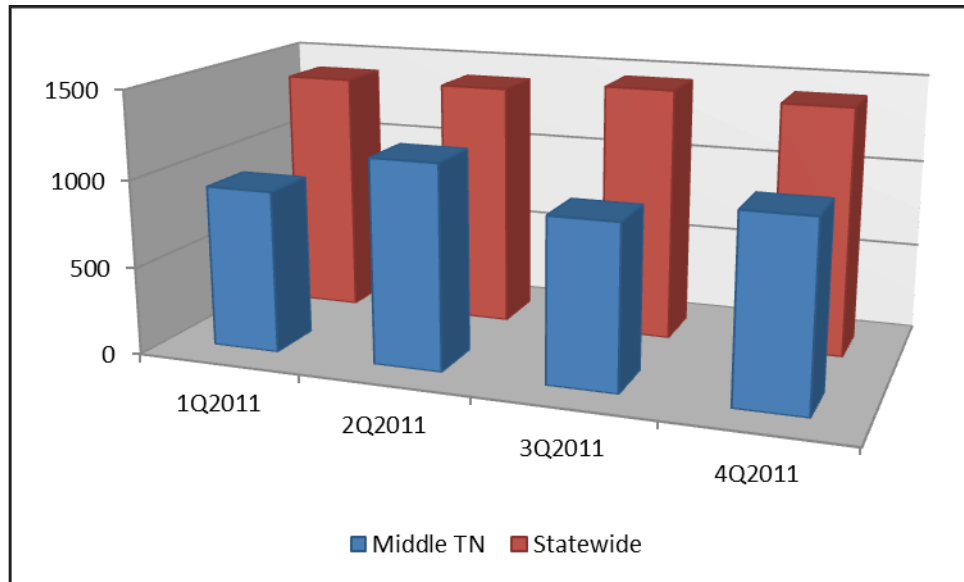


\*Annual data is at a fixed point, the same time each year

## ADVERTISED POSITIONS IN MIDDLE TENNESSEE (BY QUARTER FOR TWO YEARS)



## ADVERTISED POSITIONS IN MIDDLE TENNESSEE COMPARED TO STATEWIDE DATA 2011



## STATEWIDE TECH RECRUITMENT DATA

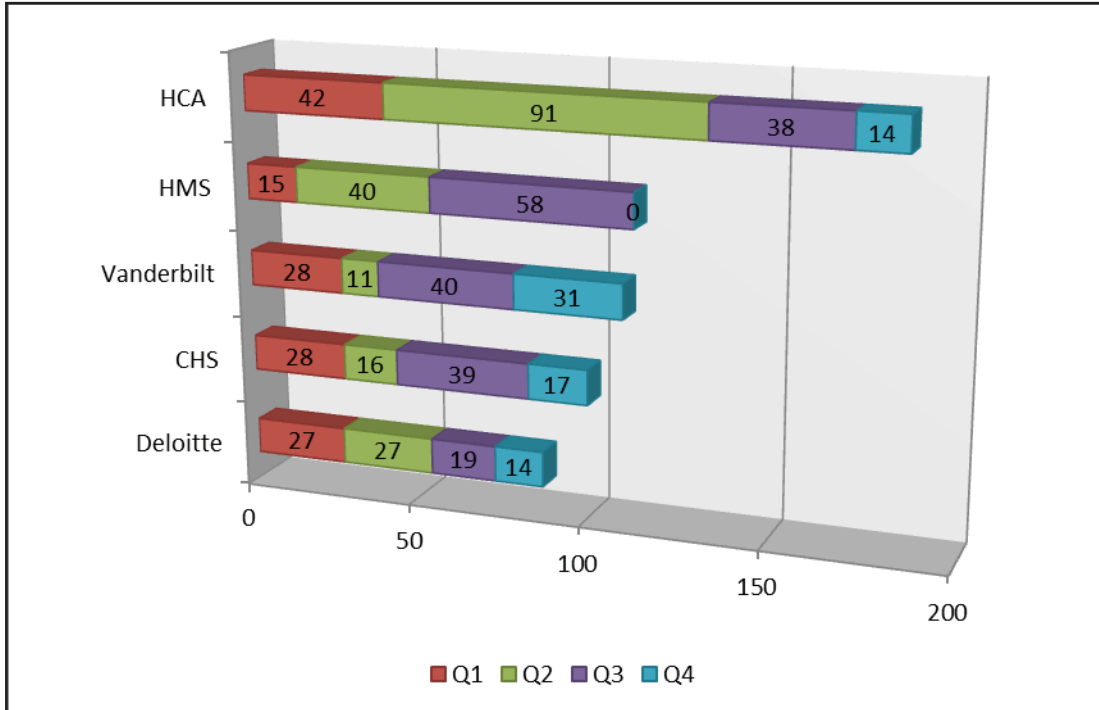
Nashville	729	→ 995 of 1,044 In Middle TN
Memphis	154	
Franklin	140	
Brentwood	99	
Knoxville	92	
Chattanooga	89	
Goodlettsville	16	
Hermitage	11	
Oak Ridge	6	

**1,410 Total Tech Jobs Advertised in TN**

## TOP HIRING EMPLOYERS - 4Q2011

Employer	Middle TN	Statewide
Vanderbilt	31	31
Zycron	30	30
United Health Group	19	22
Blue Cross Blue Shield TN		17
CHS	17	17
Deloitte	14	14
HCA	14	14

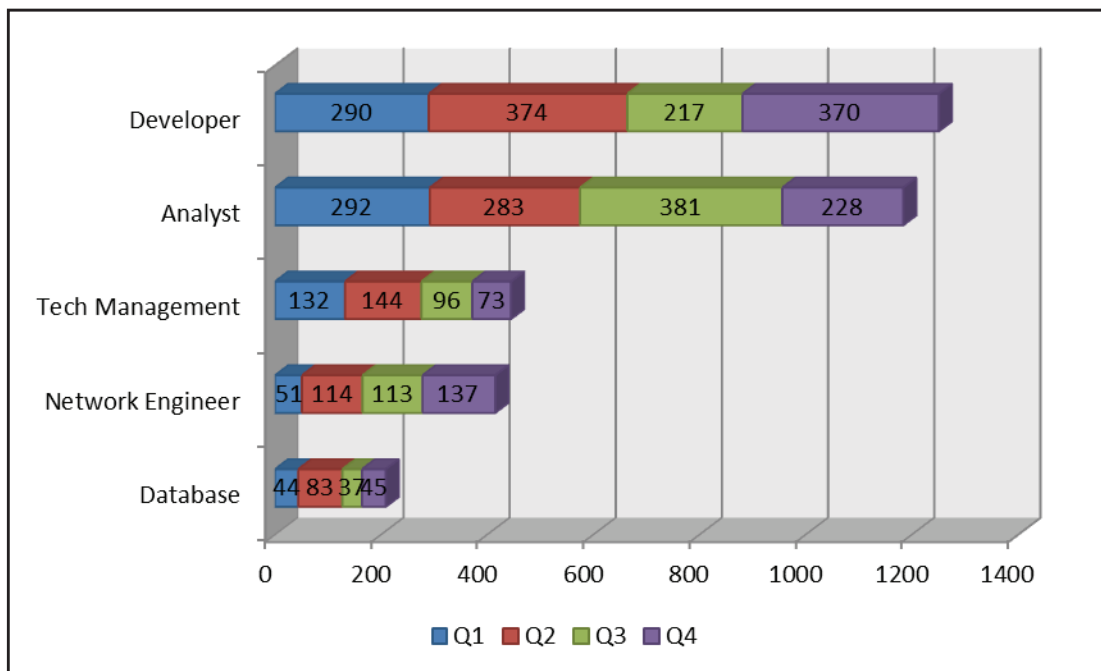
## TOP FIVE HIRING EMPLOYERS IN MIDDLE TN - 2011



## TOP JOB TYPES ADVERTISED – 4Q2011

Job Type	Middle TN	Statewide
Developer	370	487
Analyst	228	294
Network Engineer	137	227
Tech Management	73	99
Web Related	55	70
Help Desk	47	62
Quality Assurance	46	62
Database	45	51

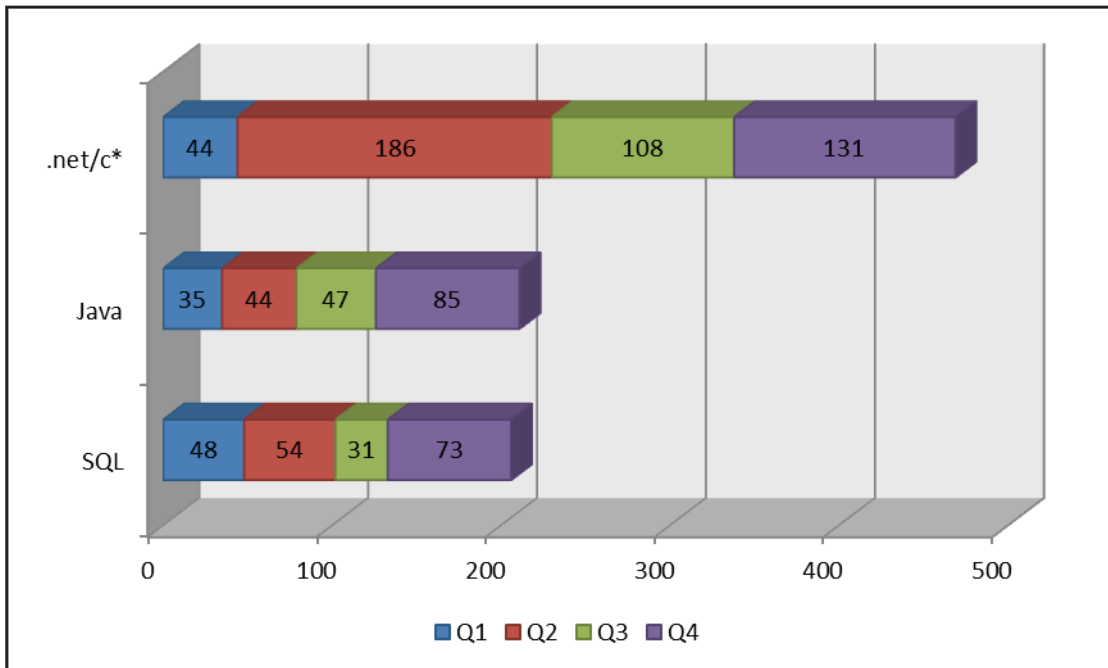
## TOP 5 JOB TYPES ADVERTISED IN MIDDLE TN - 2011



**TOP PROGRAMMING LANGUAGES ADVERTISED – 4Q2011**

Language	Middle TN	Statewide
.net/c#/c++	131	156
Java	85	119
SQL	73	84
PERL	10	12
PHP	9	17
GIS	7	10
SAS	2	2

**TOP PROGRAMMING LANGUAGES ADVERTISED IN MIDDLE TN – 2011**



## TOP MIDDLE TENNESSEE EMPLOYERS

Top Employers	11Q4	11Q3	11Q2	11Q1	10	09	08	07	06
HMS	0	58	40	15	9	2	9	8	15
Vanderbilt	31	40	11	28	0	0	0	0	0
CHS	17	39	16	28	35	16	0	0	0
HCA	14	38	91	42	49	34	77	58	70
Deloitte	14	19	27	27	23	59	66	107	69
State of TN	0	18	2	14	15	0	25	14	42
Asurion	0	16	16	14	9	0	0	0	0
Emdeon	0	8	11	4	2	9	6	17	40

## TYPES OF MIDDLE TENNESSEE JOBS ADVERTISED

Job Type	4Q11	3Q11	2Q11	1Q11	10	09	08	07	06
Developer	370	217	374	290	299	124	152	202	159
Analyst	228	381	283	292	182	234	285	387	253
Management	73	96	144	132	144	113	200	187	129
Network Engineer	137	113	114	51	75	28	75	71	50
Database	45	37	83	44	28	26	55	74	55
Web Related	55	43	50	52	76	20	39	41	29
Quality Assurance	46	22	57	26	20	21	107	22	16
Help Desk	47	20	36	28	48	52	105	138	70
Operations	22	0	15	12	4	20	80	103	N/A
Training	1	0	5	6	6	24	36	29	18
Security	10	0	0	0	3	0	0	0	0



**MIDDLE TENNESSE LANGUAGES ADVERTISED**

<b>Developer Language</b>	<b>4Q11</b>	<b>3Q11</b>	<b>2Q11</b>	<b>1Q11</b>	<b>10</b>	<b>09</b>	<b>08</b>	<b>07</b>	<b>06</b>
.Net/C#	131	108	186	80	113	27	37	40	51
Java	85	47	44	35	42	9	16	34	13
SQL	73	31	54	48	51	0	0	0	0
PHP	9	5	11	7	15	-	-	-	-
PERL	10	2	7	5	16	5	2	8	1
GIS	7	8	-	-	-	-	-	-	-
SAS	2	2	1	2	8	6	1	1	0