

FACE2016

Friends of Arts and Cultural Equity

20/30/50 PROPOSAL

FACE2016.org

FACE2016 – Snap shot of funding

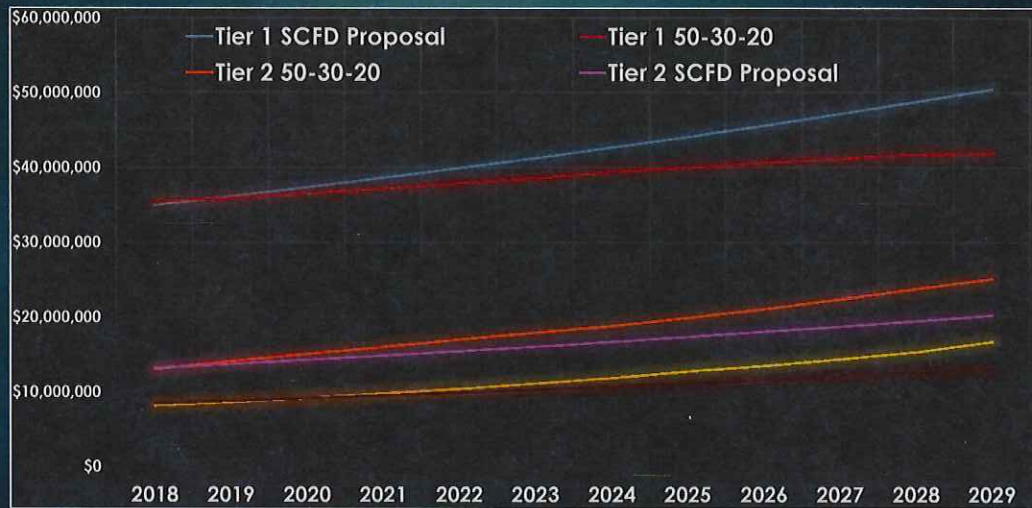
Friends of Arts and Cultural Equity

Four year snap shot of average funding levels under 20-30-50

	Tier I	Tier II	Tier III
2018	62.5%	23.0%	14.5%
2022	58.0%	26.0%	16.0%
2026	54.0%	28.0%	18.0%
2030	50.0%	30.0%	20.0%

FACE2016 – Comparison of Plans

Friends of Arts and Cultural Equity



FACE2016 – Average Comparisons

Friends of Arts and Cultural Equity

Average each Tier will receive over the 12 years

	FACE	TASK FORCE
Tier I	55.99%	60.82%
Tier II	26.93%	23.81%
Tier III	17.02%	15.36%

FACE2016 – SCFD % of Budget Averages

Friends of Arts and Cultural Equity

The average amount of an organizations budget that is supported by SCFD funds. . .



Tier I	20%
Tier II	9%
Tier III	13%

Source: SCFD 2013 Final Reports Data

FACE2016 – Dilution of Funds

Friends of Arts and Cultural Equity

Average Grant Dollars per Organization



All Tiers should have grown parallel to Tier I.

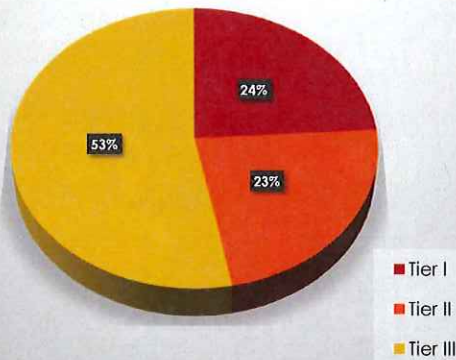
Due to dilution the open Tiers have lost funds.

Source: SCFD 2013 Final Reports Data

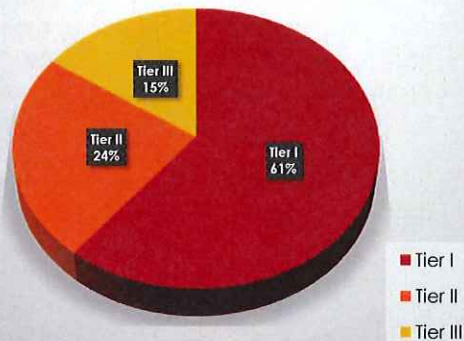
FACE2016 – Measures of Service

Friends of Arts and Cultural Equity

Free Admission 2013



Proposed Task Force Funding

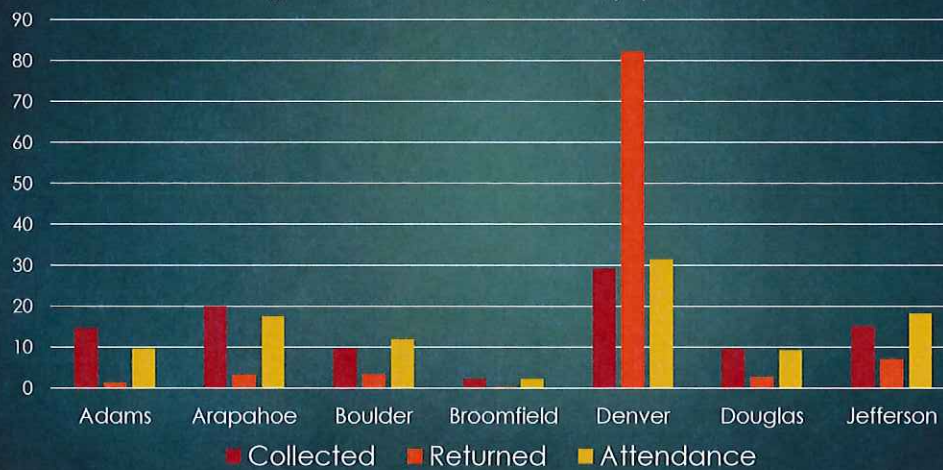


Source: SCFD 2013 Final Reports Data

FACE2016 – County Distribution (2013)

Friends of Arts and Cultural Equity

Percentage of funds collected/distributed/population served



Source: SCFD 2013 Final Reports Data

FACE2016 – Tier Attendance

Friends of Arts and Cultural Equity

	1999	2013	% of Growth
Tier I	3,142,096	5,178,916	65%
Tier II	2,012,965	4,033,612	100%
Tier III	535,182	4,472,802	736%

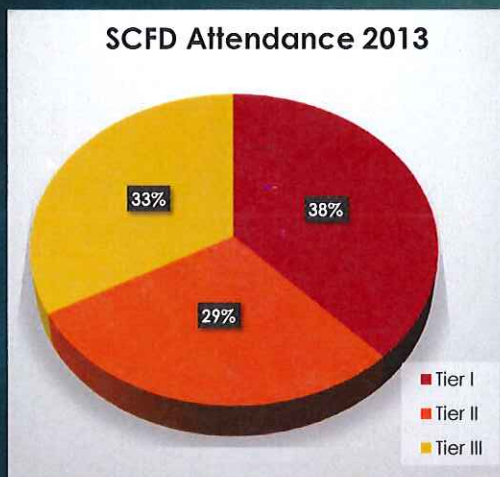


Source: SCFD 2013 Final Reports Data

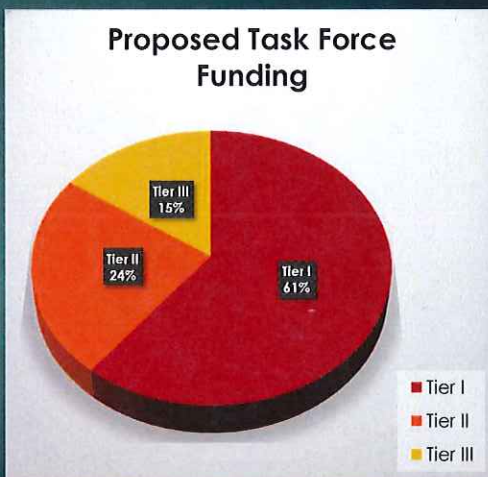
FACE2016 – Measures of Service

Friends of Arts and Cultural Equity

SCFD Attendance 2013



Proposed Task Force Funding

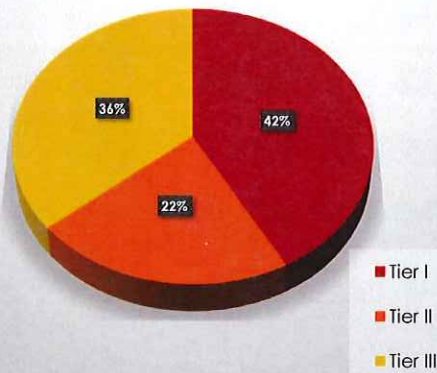


Source: SCFD 2013 Final Reports Data

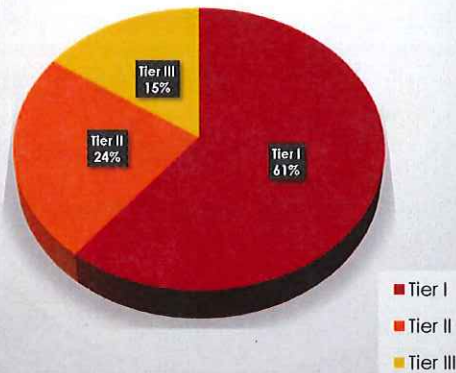
FACE2016 – Measures of Service

Friends of Arts and Cultural Equity

School Programs 2013



Proposed Task Force Funding



Source: SCFD 2013 Final Reports Data

FACE2016 – Dollars per Attendees

Friends of Arts and Cultural Equity

SCFD Grant contribution per Attendee



Tier I = \$5.56
Tier II = \$2.31
Tier III = \$1.42

Source: SCFD 2013 Final Reports Data